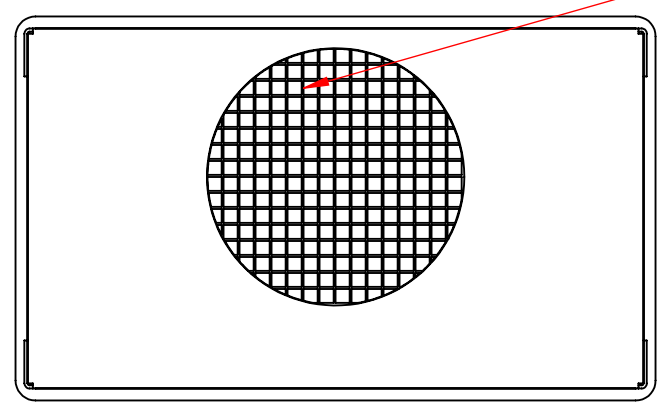
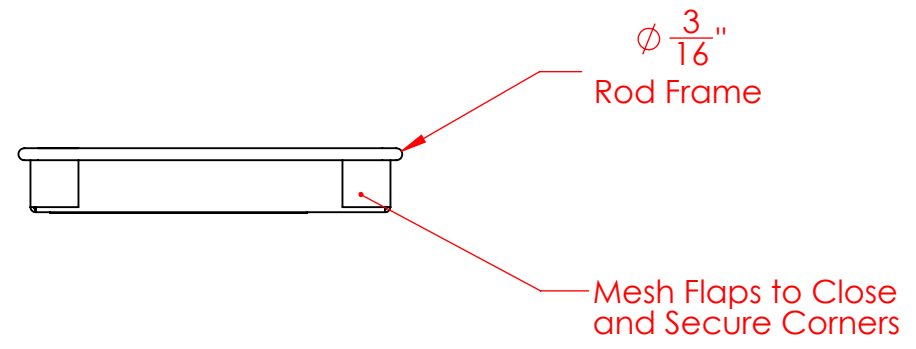
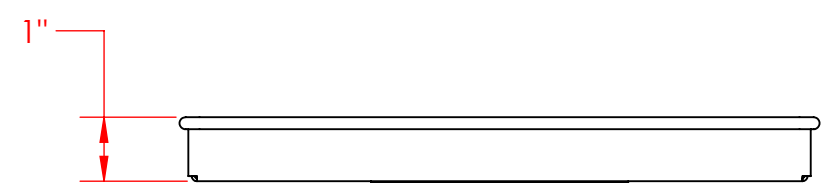

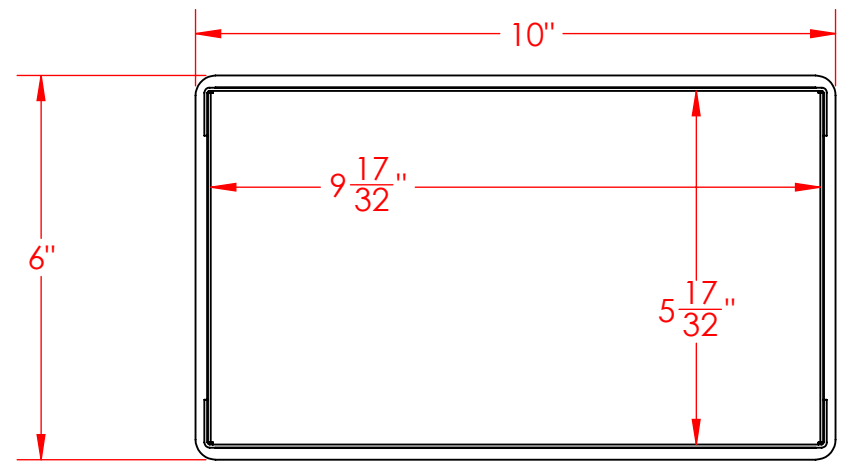


8 7 6 5 4 3 2 1

D
C
B
A



One Piece Mesh Body of
4 Mesh x .032" Welded Wire
(.218" Openings, 76% Open Area)

UNLESS OTHERWISE SPECIFIED:

DIMENSIONS ARE IN INCHES
TOLERANCES:
FRACTIONAL ± 1/16"
ANGULAR: ± 5 DEG.
TWO PLACE DECIMAL ±0.03
THREE PLACE DECIMAL ±0.015

EST WGT
0.4 lbs.

MATERIAL
304 Stainless Steel

FINISH
Natural

DO NOT SCALE DRAWING

Light Duty Mesh Basket:
10Lx6Wx1H, 304 SS, No Handles,
Mesh: 4 x .032

PROPRIETARY AND CONFIDENTIAL
THE INFORMATION CONTAINED IN THIS DRAWING IS THE SOLE PROPERTY OF THREE M TOOL. ANY REPRODUCTION IN PART OR AS A WHOLE WITHOUT THE WRITTEN PERMISSION OF THREE M TOOL IS PROHIBITED.

SIZE **B** DWG. NO.
FLB-100060010-N04S

SCALE: 1:3

SHEET 1 OF 1

8 7 6 5 4 3 2 1